




RIGID ENDOSCOPY • FLEXIBLE ENDOSCOPY • IMAGE GUIDED PROCEDURES

# XV SPCMI CONGRESS

28-29 OCT | HILTON PORTO GAIA

# PROGRAM





**FRIDAY**

OCTOBER 28<sup>TH</sup>

# MAIN AUDITORIUM

08:00 – 09:30

## Video and Oral Papers Presentations

Carlos Ferreira, Emanuel Dias, Rui Pinto

09:30 – 10:00

## CONFERENCE

Hepatobiliary Robotic Surgery: perspective from a public portuguese hospital

Hugo Pinto Marques

Chair: Rui Mendes Costa

10:00 – 10:30 // **Coffee Break**

10:30 – 12:00

## Live Surgery by Mario Malzoni

Totally Laparoscopic Resection with Transanal Natural Orifice Specimen Extraction for Deep Endometriosis Infiltrating the Rectum

Chairs: Hélder Ferreira, Ana Povo, Marisa Santos, Estevão Lima, Nuno Rama

12:00 – 13:00

## Opening Ceremony

Hélder Ferreira – SPCMIN President

## Congress President Lecture

Cancer Management from Open to No-Scar Surgery, a Century of Innovations

Joël Leroy

# MAIN AUDITORIUM

13:00 - 14:00 // Lunch

14:00 - 14:30

## Keynote lecture

Neuropelveology: An Emerging Discipline for the Management of Pelvic Neuropathies and Bladder Dysfunctions through to Spinal Cord Injury, Anti-Ageing and the Mars Mission

Marc Possover

Chair: Helder Ferreira

14:30 - 16:00

## Innovations

Chairs: Hugo Pinto Marques, Gil Gonçalves, Avelino Fraga, Manuel Oliveira, Rita Veloso

AI preventing surgical injuries  
Pietro Mascagni

Wild and Safe Innovations-Future of Flexible Robotics  
Ricardo Zorron

Image guided surgery: recent advances  
Jaime Vilaça

PowerSpiral motorized enteroscopy  
Tarcísio Araújo

16:00 - 16:30 // Coffee Break

FRIDAY

# MAIN AUDITORIUM

16:30 – 18:00

## Common Procedures by Experts

Chairs: Paulo Costa, Mário Nora, Guilherme Tralhão, Manuel Carvalho,  
João Bernardes

Inguinal Hernia  
Carlos Magalhães

Cholecystectomy  
Humberto Cristino

Gastric Bypass- RYGB  
John Preto

Hysterectomy laparoscopic/robotic  
Hélder Ferreira

Radical Nephrectomy  
Tito Leitão

Appendectomy in child  
Jorge Correia Pinto

# ROOM 1

08:00 - 10:00

## Video and Oral Papers Presentations

Isabel Mesquita, Mário Marcos

10:30 - 12:00

## PEDIATRIC SURGERY WORKSHOP

### Round Table I - Vesicoureteral Reflux

Chairs: Ana Coelho, Sílvia Coutinho

10h30 - 10h45

#### Pathophysiology and Diagnosis of VUR

Leonor Carmo

10h45 - 11h00

#### Endoscopic Treatment of VUR

Aline Vaz

11h00 - 11h20

#### Laparoscopic Ureteral Reimplantation

Abraham Cherian

11h20 - 11h40

#### Pneumovesicoscopic Ureteral Reimplantation

Paul Philippe

11h40 - 12h00

Discussion

FRIDAY

# ROOM 1

14:00 - 15:30

## PEDIATRIC SURGERY WORKSHOP

### Round Table II - Ureteropelvic Junction Obstruction

Chairs: Carlos Mariz, Vanda Pratas Vital

14h00 - 14h20

Pathophysiology and Diagnosis UPJO

Ruben Lamas-Pinheiro

14h20 - 14h50

Transperitoneal Laparoscopic Pyeloplasty

Paul Philippe

14h50 - 15h10

Redo Laparoscopic Pyeloplasty

Abraham Cherian

15h10 - 15h30

Discussion

15h30

Closing remarks

16:00 - 16:30 // **Coffee Break**

17:30 - 19:00

### Video and Oral Papers Presentations

Sara Porto Carmo, Joana Pereira, Luís Couceiro



# ROOM 2

08:00 - 10:00

## Video and Oral Papers Presentations

André Gonçalves, Pedro Brandão

14:00 - 16:00

## GINECOLOGY WORKSHOP

Chairs: Hélder Ferreira, Cristina Nogueira-Silva, Rosa Zulmira Macedo

An update on the diagnosis, surgical management, and fertility outcomes for women with endometrioma

José Lourenço Reis

Laparoscopic Approach has Benefits in Gynecological Emergencies

Nuno Nogueira-Martins

Adhesions after abdominal, pelvic and intra-uterine surgery and their prevention

Luís Ferreira Vicente

Robotic surgery in gynaecological oncology

Henrique Nabais

16:00 - 16:30 // Coffee Break

17:30 - 19:00

## Video and Oral Papers Presentations

Gil Faria, José Castro

# ROOM 3

08:00 – 10:00

## Video and Oral Papers Presentations

Mário Reis, Luís Couceiro

10:30 – 12:00

## NURSING WORKSHOP

Chair: Dulce Pereira

10h30 – 10h45

Thoracic sympathectomy in ambulatory

Anabela Garcia, Marta Trindade

10h45 – 11h00

A look at minimally invasive heart surgery

Pedro Miguel Carvalho Mota, Joana Teixeira, Cristina Maria Carvalho Mota,  
Tiago Moura

Chair: Clara Queirós

11h00 – 11h15

What the future holds

Anabela Rodrigues, Cátia Martins

11h15 – 11h30

The least invasive procedure in urologic stone surgery

Hermínia Cunha, Susana Gaspar

11h30 – 11h45

Endoscopic lumbar surgery

Alcino Martins, Vitória Teixeira, Joana Gomes, Ana Teresa

# ROOM 3

14:00 - 14:30

## NURSING WORKSHOP

Chair: Dulce Pereira

14h00 - 14h15

Minimally invasive surgery with smoke aspiration technique

Sandra Maia

14h15 - 14h30

Vaginoplasty surgery - the role of scrub nurse

Diana Monteiro, Sandra Maia

# ROOM 3

15:00 – 18:00

## IMAGE GUIDED AND PERCUTANEOUS PROCEDURES | HANDS-ON COURSE

Cátia Ribeiro, Belarmino Gonçalves, Catarina Tinoco, Pedro Patrão

14h30 – 14h50

Registration and Welcome

14h50

US-guided venous access for Ports and PICCs implantations

Cátia Ribeiro

1. How to puncture a vein under US-guidance
2. Overview and how to choose the best mid to long-term central catheter for your patient
3. Proper implantation technique using different medical devices

15h10

US-guided Thermal Ablation

Belarmino Gonçalves

1. How to approach the target lesion
2. How to achieve an A0 margin and avoid a major resection
3. How to select the best ablation device: RF or MW ?

15h30

US-guided kidney access for urologic procedures

Catarina Tinoco

1. How to puncture under US-guidance to access the calyceal system
2. How to perform a percutaneous nephrostomy; Tips and tricks to avoid complications
3. Overview of different medical devices for other antegrade access kidney procedures (ureteral stenting, nephrolithotomy)
4. Innovations under puncture guidance

# ROOM 3

15h50

## Biliary access for biliary procedures Pedro Patrão

1. Overview of different medical devices available (fluoroscopy; choledoscopy)
2. How to perform a biliary access (intrahepatic, cystic duct)
3. Biliary interventions overview
4. Reinterventions and recanalization procedures

16h10

## Hands-on using ex-vivo organs and models

18h00

## End of the session

FRIDAY

# ROOM 4

08:00 – 10:00

## Video and Oral Papers Presentations

Leonor Manaças, Gil Faria

14:00 – 15:30

## UROLOGY WORKSHOP

### Light in Urology

Chairs: Rui Pinto, Rui Oliveira

Amplification, Fluorescence, Narrow band

Peter Kronenberg

Kidney

João Cabral

Bladder

Margarida Manso

Prostate

Afonso Morgado

17:30 – 19:00

## Video and Oral Papers Presentations

Rosa Zulmira Macedo, Cristina Nogueira-Silva



**SATURDAY**

OCTOBER 29<sup>TH</sup>

# MAIN AUDITORIUM

08:00 – 10:00

Video and Oral Papers Presentations

Pinto Sousa, Mário Marcos

10:00 – 10:30 // Coffee Break

10:30 – 11:40

## My Worst Nightmare

Chairs: Rui Maio, Emanuel Guerreiro, Fátima Carvalho, Jorge Marvão

Interventional Radiology

Paulo Morgado

Robotic Surgery

Carlos Vaz

Vascular Surgery

Rui Machado

Bariatric Surgery

Ricardo Zorron

Pediatric Surgery

Paul Phillippe

Gastroenterology

Luís Lopes

General Surgery

Salvador Morales Conde



# MAIN AUDITORIUM

11:40 - 12:00

## CONFERENCE

### New platforms of robotic surgery

Kris Maes

Chair: Helder Ferreira

12:00 - 13:00

### Session "THE BEST"

Chairs: Jaime Vilaça, Humberto Cristino, Helder Ferreira

13:00 - 13:30

### Closing Conference

Future in MIS formation - the european perspective

Chair: Rui Mendes Costa

Salvador Morales Conde

13:30

### SPCMIN Awards Session and Closing Ceremony

Chairs: Helder Ferreira, Rui Mendes da Costa

# ROOM 1

08:00 - 10:00

## Video and Oral Papers Presentations

Prêza Fernandes, Rui Pinto

10:30 - 12:00

## Workshop BD Bard

Abdominal Wall Hernia

Coordinator : Sónia Ribas

10:00

Welcome Session

10:05

## Laparo-endoscopic Techniques

Indications and choice of the technique

Ana Marta Pereira

Standardized Technique -TAPP

Sílvia Neves

Standardized Technique - TEP

Carmen Maillo

Discussion

# ROOM 1

11:00

## Open Preperitoneal Techniques

Historical evolution and choice of the technique

André Oliva

Standardized Technique - TREPP

Willem Akerdjik

Standardized Technique - Onstep

Raquel Sanchez

Discussion

12:00

## Clinical Cases - All participants

Presentation of Clinical Cases

Sónia Ribas

12:30

Closing Remarks

# ROOM 1

14:30 – 18:00

## LAPAROSCOPIC SUTURING COURSE

Hélder Ferreira, Andreia Fontoura, Luís Castro, Rui Mendes da Costa, Luís Couceiro, Humberto Cristino, Mário Marcos, Tânia Barros

- *Hints and tips of laparoscopic suturing*
- *Ergonomics and port placement for laparoscopic suturing*
- *Effective and safe laparoscopic tissue handling*
- *Interrupted and continuous suturing techniques*
- *A range of needle manipulation techniques and handling skills*
- *Accurate bite placement with both curved and endoski needles*
- *Intracorporeal surgeon's knot and tumbled square knot*
- *Extracorporeal knotting techniques*
- *Personal tuition and feedback*
- *Intensive practical sessions*

# ROOM 2

08:00 - 10:30

## ANESTHESIOLOGY WORKSHOP



Chair: Humberto Rebelo

Speakers: Dalila Veiga, Nuno Alegre Pereira

### Objectives of the workshop

1 - Evidence of the recommended analgesia in some Minimal Invasive Procedures:

- VATS Surgery
- Laparoscopic/robotic radical Prostatectomy
- Hernia Repair Surgery
- Laparoscopic Cholecystectomy
- Laparoscopic Sleeve Gastrectomy

2- Demonstration of Regional Blocks used in Minimal Invasive Surgery:

- A - Paravertebral block
- B - Erector spine block
- C - Serratus anterior plane block
- D - Tap block
- E - Ilioinguinal /Ilio-hipogastric nerve block

# ROOM 2

14:30 – 18:00

## TRANSANAL SURGERY COURSE

Nuno Vilela

Video-assisted transanal surgery is an important and innovative tool in the mini-invasive surgery of rectal lesions. The potential of this approach encompasses the local resection of rectal tumors, the resection of residual lesions after neoadjuvant therapy in rectal neoplasms, the excision of the mesorectum with a transanal approach and the approach of retrorectal lesions.

SPCMIN, in its 15th national congress, organizes a WS on video-assisted transanal procedures with the aim of training participants on the most frequent procedures, technique, complications and results, with a panel of experts. The course also includes the performance of procedures in synthetic models.

We hope that this course will appeal to surgeons with an interest in mini-invasive surgery of the rectum.

# ROOM 2

## Practical presentations

Transanal surgery, patient preparation, positioning and required material  
Olga Oliveira

Indications for transanal resection of rectal lesions  
Olga Oliveira

Transanal resection of lesions of the rectum  
Step by step  
Sónia Martins

Transanal approach to retrorectal tumors  
Sara Lourenço

Transanal surgery tricks and tips  
Sónia Martins

Local resection after neoadjuvance in rectal carcinoma, new trends  
Nuno Vilela

Tatme, critical analysis of the transanal approach in proctectomy  
Nuno Rama

Discussion

## Practical part

Ten workstations, with two students per station, each student exercises, in video-assisted transanal surgery of resection of rectal lesions and endorectal suturing


SATURDAY

# ROOM 3

08:00 - 10:00

Video and Oral Papers Presentations

João Moreira Pinto, Mónica Sampaio





# ROOM 4

08:00 - 10:00

## Video and Oral Papers Presentations

Humberto Cristino, Rui Mendes da Costa

14:30 - 19:00

## SPCMIN JÚNIOR

### Non surgical skills session

Number of participants- no limits, bring your laptop and curiosity!

## THEORETICAL SESSION

14h30 - 14h45

Surgeon 2.0: new generation Surgeons- where are we going?

Carlos Leichsenring

14:45 - 15:00

Medical databases

João Maciel

15:00 - 15:15

Metadata/ BigData: the future of Medicine?

Paulo Ramos

15:15 - 15:30


Best Surgical Apps


Mark Soliman

15:30 - 15:45

Social Media as a tool to share knowledge and build a career

Duarte Pacheco de Carvalho





# PLATINIUM

# Medtronic

Further, Together

## GOLD

**Applied**  
Medical



**Baxter**

*Johnson & Johnson*

## SILVER



**BD**

**BARD**

has joined BD



**CARDIOLINK**

PORTUGAL

Tecnologia Médica Inovadora

**EXCELENCIA  
ROBÓTICA**

**HR**

hospitalar



**Panther  
Healthcare**



**PRIM**

Produtos da Saúde

**teprel**

**STORZ**  
KARL STORZ - ENDOSCOPE

## REGULAR

**corza  
medical**

**EUROCASMÉDICA**  
PRODUTOS HOSPITALARES

**MoonSurge**  
Cirurgia e Inovação